

8 7 6 5 4 3 2 1

D

C

B

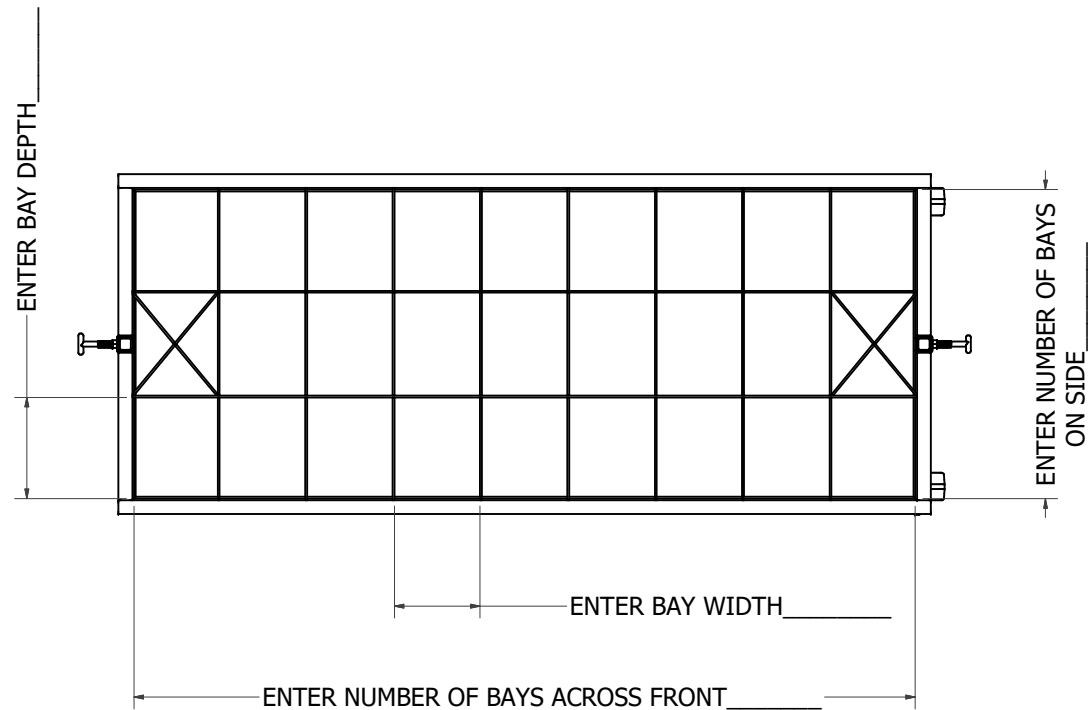
A

D

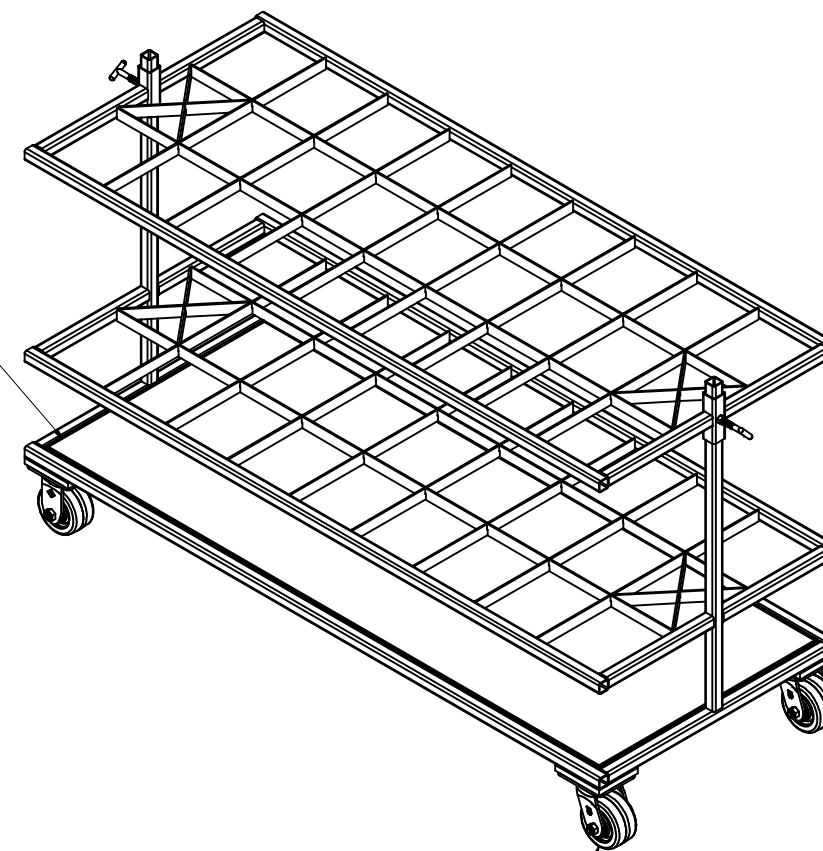
C

B

A

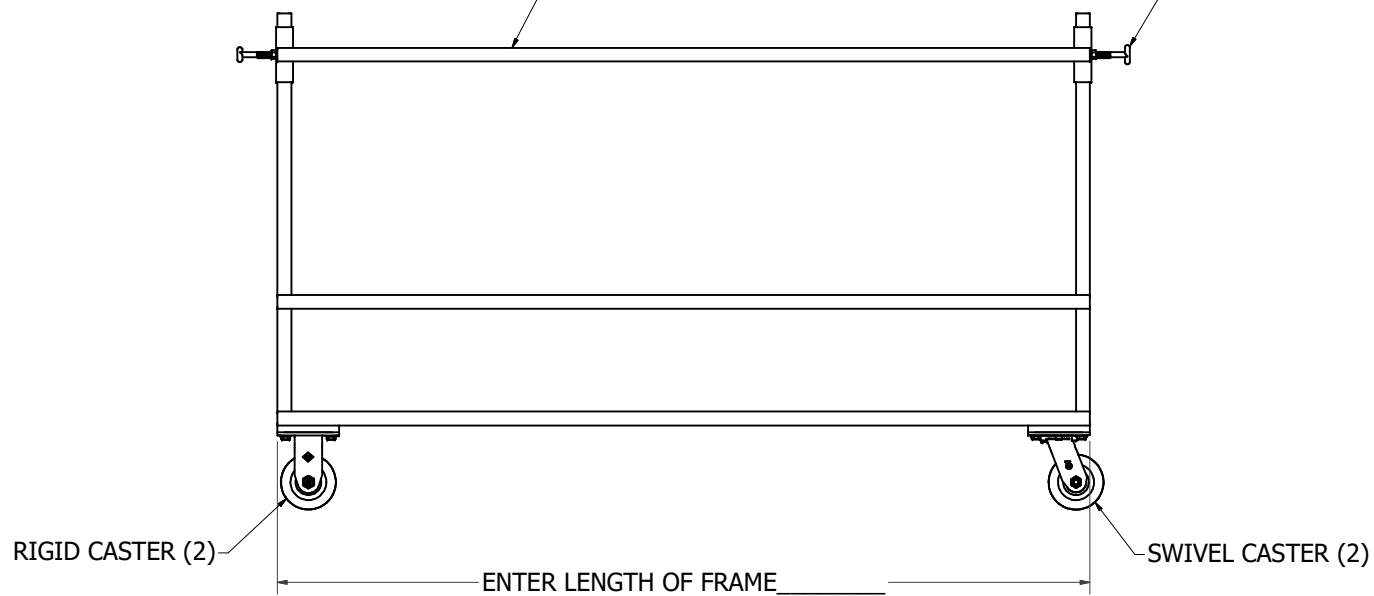


PLYWOOD DECK W/ 1/8" VINYL ON TOP



TOP FRAME ADJUSTING SCREW (2)

ADJUSTABLE TOP FRAME



ENTER WIDTH OF FRAME

ENTER HEIGHT OF FRAME

ENTER HEIGHT OF LOWER FRAME

ENTER CASTER WHEEL SIZE
OPTIONAL BRAKE ON SWIVEL CASTER Y / N
CIRCLE Y OR N FOR OPTION

CONSTRUCTION: WELDED STEEL
ENTER STEEL PAINT COLOR: _____
LOAD RATING: NONE
ENTERED BY: _____
DATE: _____

0	8/17/2022	DKuhlmann	DRAWING RELEASE	
REV	REV DATE	REV BY	DATE	REVISION DESCRIPTION
		DKuhlmann	8/17/2022	BENNETT INDUSTRIES, INC. 1160 THORNE ROAD, TACOMA, WA 98421
TOLERANCES UNLESS NOTED		CHECKED		TITLE
ANGULAR		QA		CONFIGURATION DRAWING, FRAME CART
X.X		MFG		
X.XX				
X.XXX				
FRACTIONAL		APPROVED		SIZE DWG NO
✓ TYPICAL				D 22253
© 8/17/2022 BENNETT INDUSTRIES, INC.			THIRD ANGLE PROJECTION	SCALE UNLESS NOTED DO NOT SCALE DRAWING
D:\Stamping Drawings\Parts Models\21494\22253.idw			SHEET 1 OF 1	REV 0

8 7 6 5 4 3 2 1

DRAWING DOCUMENT CONTROL NUMBER
22253